

# A Camper his axe & FIRE WOOD

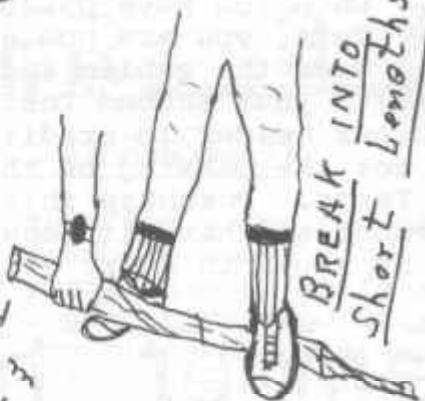
What is the first tool that is usually used as you arrive at a campsite or while on a hike getting ready for lunch? An ax or hatchet! But, do you actually need one? If it is for light camping or hiking, you will find a way of getting along without the added weight. However, if you plan a middle-weight camping trip or hike, you'll want at least a hatchet and if you expect to do woodland camping you will probably need an ax. Needing them does not guarantee their proper use. Too many accidents are caused by inexperience and over-anxious efforts to cut much larger wood than is needed for the average camping trip.

If the wood needed is for fire purpose, it is best to secure dead branches, dried twigs or even dried grass, which, when properly piled, will ignite and start the campfire in proper order. As the fire grows, slightly larger pieces should then be added to the fire. (See Charts #3, #4, #5 and #6)

# FIRE WOOD



Break Dead  
Branches from  
trees -  
and best to  
start FIRE



BREAK INTO  
Short Lengths



Whole log



SPLIT LOGS



Break  
Branches in  
short lengths

Pile ready to  
start FIRE



Cedar Bark Dried  
makes good Tinder  
to start FIREs



Take Several  
Flattened MILK  
Cartons, to  
start Camp  
FIRE

## chart 3



### HUNTERS KNIFE



CAMPERS ALL  
Purpose KNIFE

Not FOR PLAY-  
Not To damage TREES  
OR Propertii.

Leather Sheath for  
Belt-carry Hunting  
knife in Sheath  
When not in use.

chart 4

DONT lay  
ON GROUND  
When NOT IN

use.

# chart

## 5



USE Chopping Block.



DONT Chop wood  
on EARTH- Dulls  
AXE OR HATCHET  
USE Chopping Block.

ALWAYS  
AWAY



CUT  
FROM  
Body



To Remove Twigs  
from BRANCH - Grasp BRANCH  
FIRM with hand and  
apply blade to twig  
push knife away from you.




Take on Hike if  
you cook-or  
Need for heat

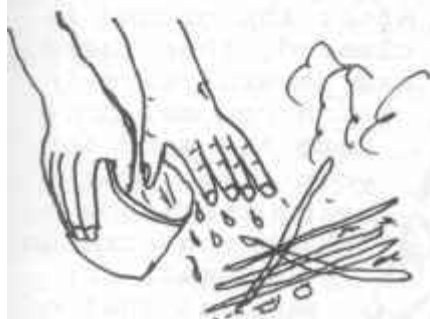
DONT TAKE FOR ANY  
OTHER  
PURPOSE



Break the  
Match in two  
before throwing  
on Ground.  
Make sure its  
out.



lay thin fire  
sticks- on two  
stones or small  
logs. Place TINDER  
UNDER. light.  
Then lay more  
and larger sticks



When leaving  
Camp fire -  
douse with water  
Make sure its  
out.

chart 6